

Burundi Early Warning and Response System

May to July 2017

David Couzens

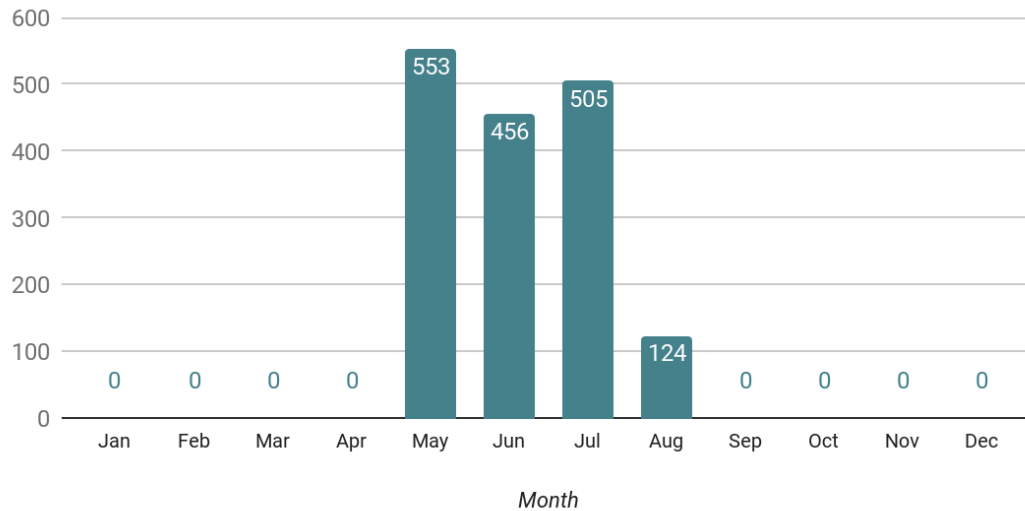
Data Collection

- Indicators determined by communities
- Data collected from 15 collines across Bururi and Rutana provinces.
- 30 Data collectors, 15 men and 15 women
 - Weekly Surveys, Monthly Questionnaires, Specific Incident Reports
- 180 people, 90 male and 90 female each week.
- Informs regular colline, parish and commune early warning and response forums.

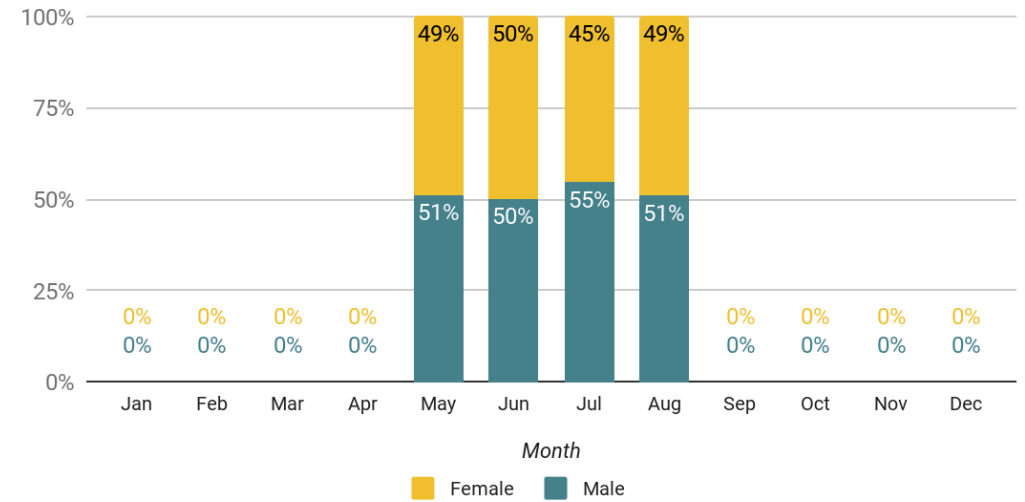
Survey Details

- 1,638 people surveyed since May
- 52% Male, 48% Female
- 20% > 60, 44% 30-60, 36% 18-29

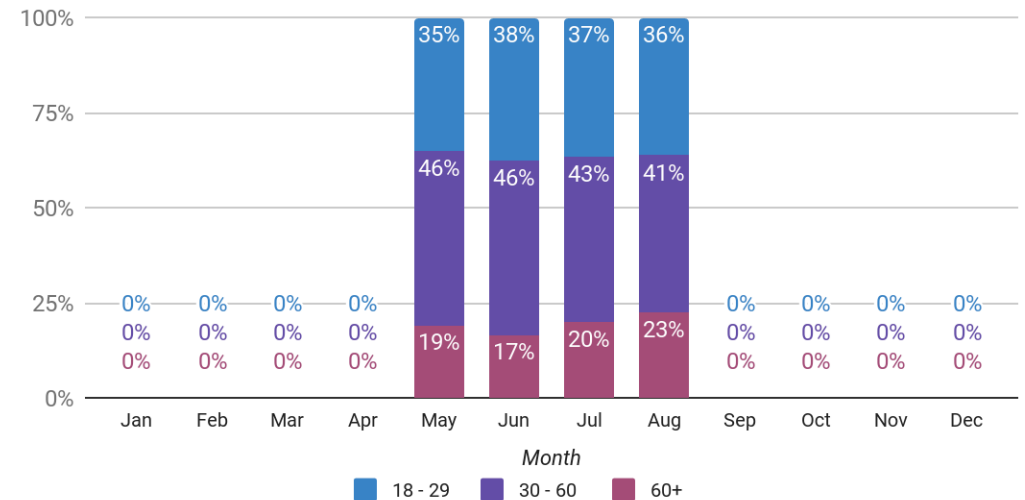
Number of People Surveyed / Igitigiri c'abantu babajijwe



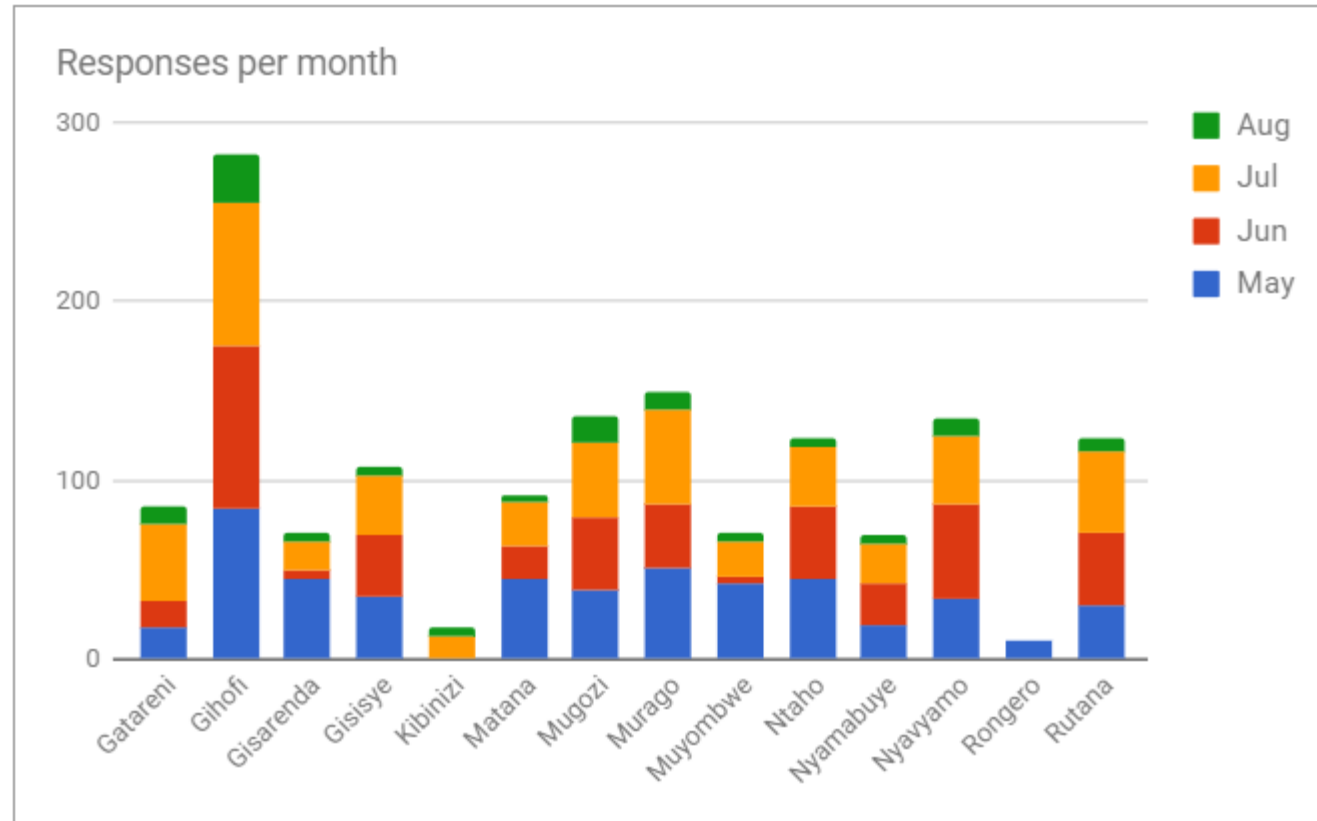
Gender of those Surveyed / Igitsina c'ababajijwe



Age of those Surveyed / Imyaka y'ababajijwe

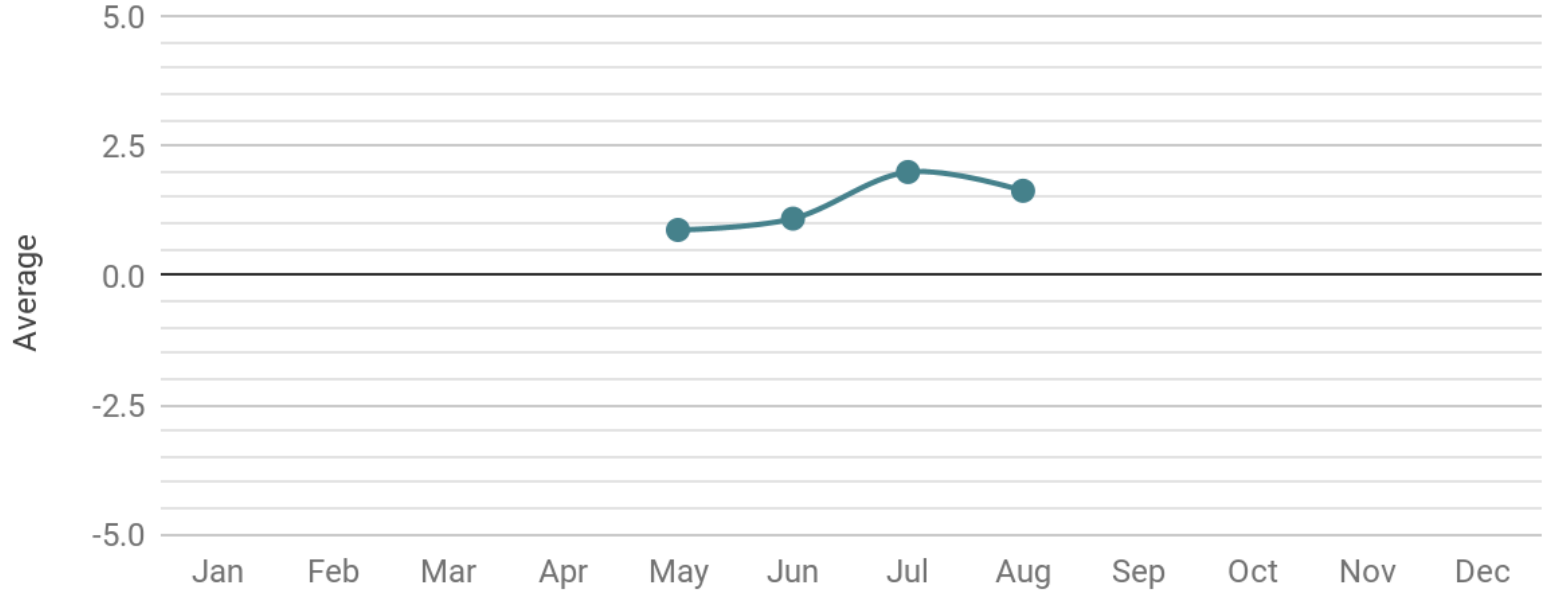


Responses per colline per month



Perception of Security

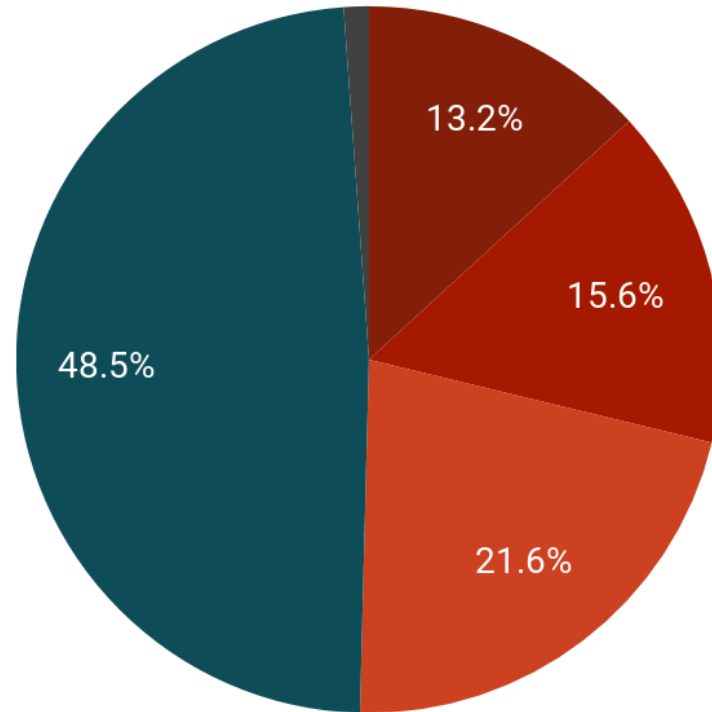
Security Score Averaged Across the Region



Robbery

“Do you personally know someone who has been robbed in the last seven days?”

Robbery: May to July 2017

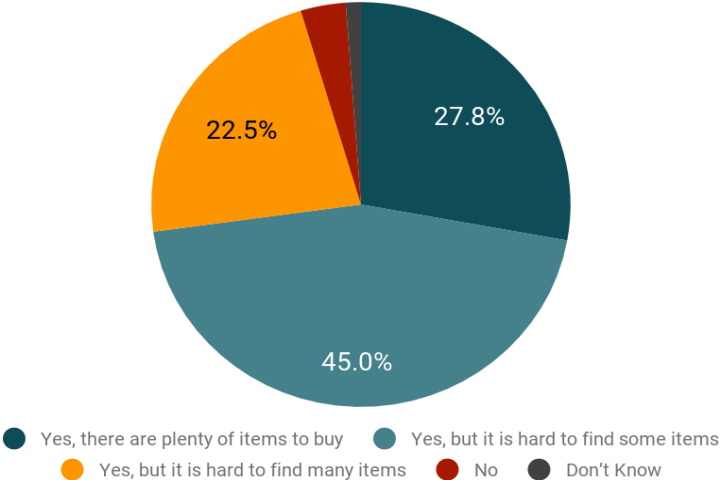


51% of those surveyed personally knew someone that had been robbed in the previous 7 days

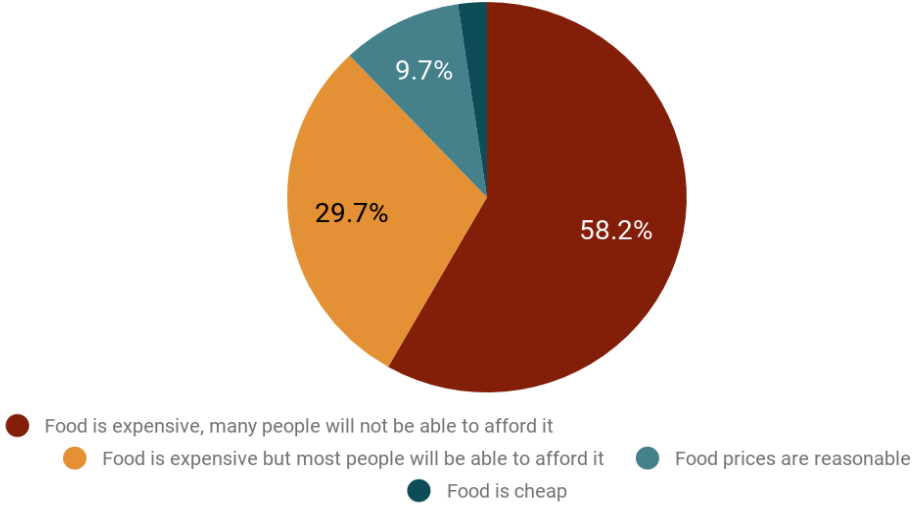
● ● Yes, a few people ● Yes, one person ● No ● Prefer not to say

Food Availability and Price

Is Food Available in the Markets



Food Prices

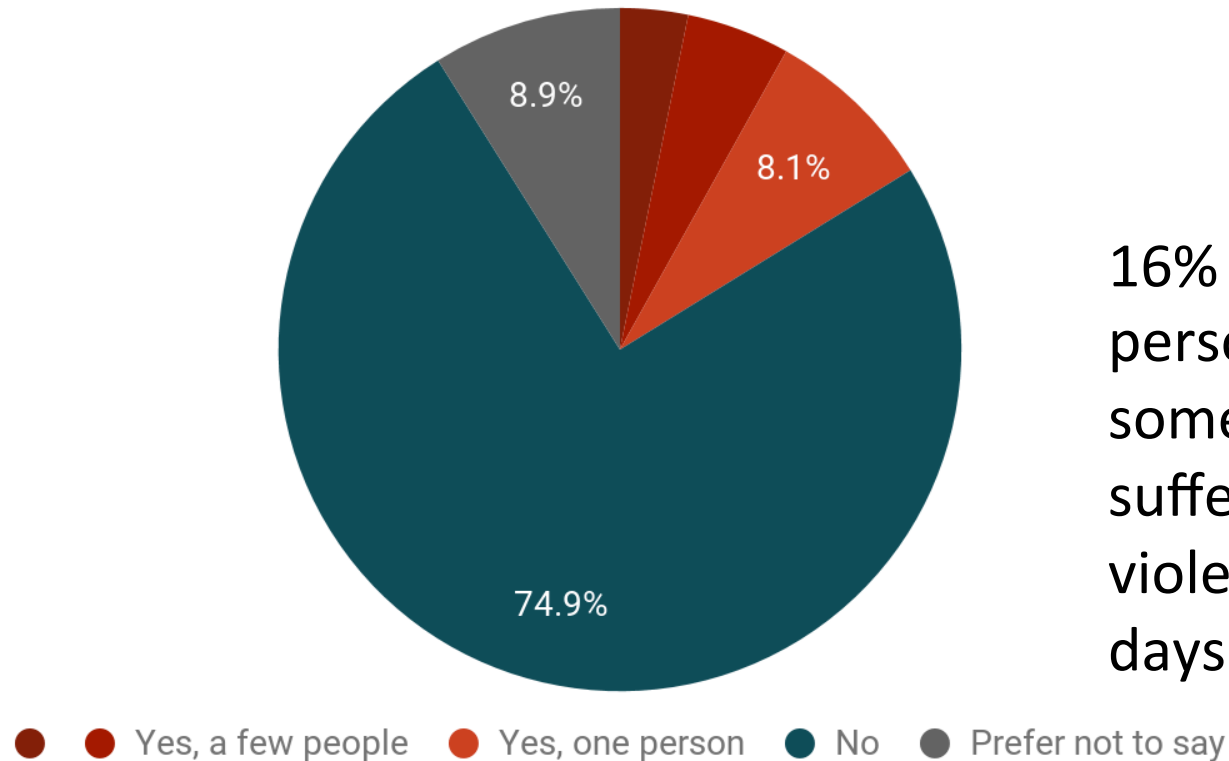


Food is available but not affordable

Sexual Violence

"Do you personally know someone who has suffered sexual violence in the last seven days such as being forced to conduct a sexual act against their will (Including by someone in their household)"

Sexual Violence (Women); May to July 2017

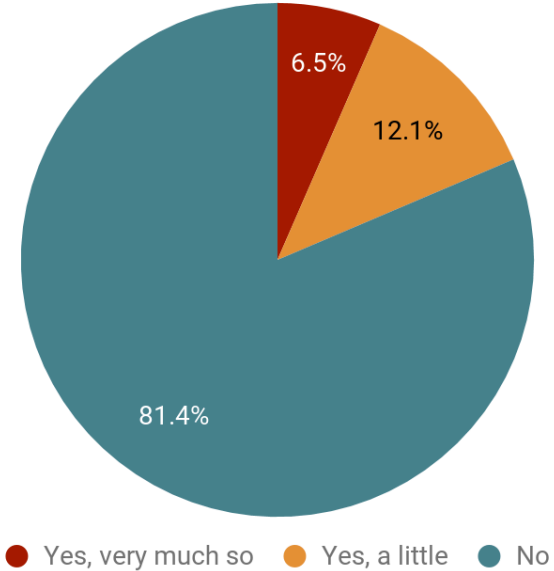


16% (1 in 6) of women personally know of someone that has suffered from sexual violence in the last seven days

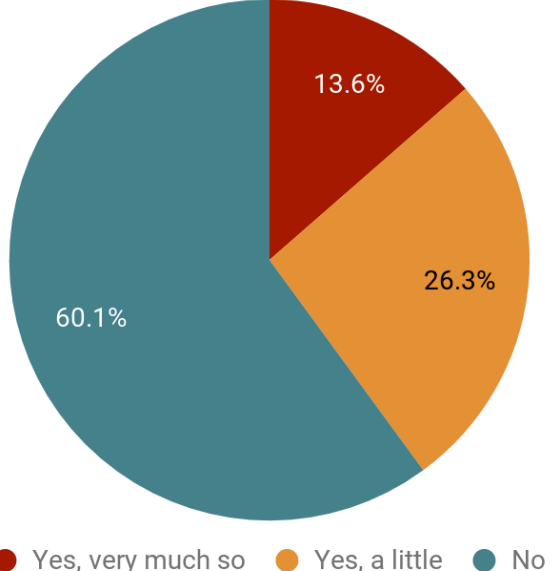
Intimidation

“In the last seven days have you personally been intimidated or frightened by somebody?”

Intimidation (Men): May to Jul 17



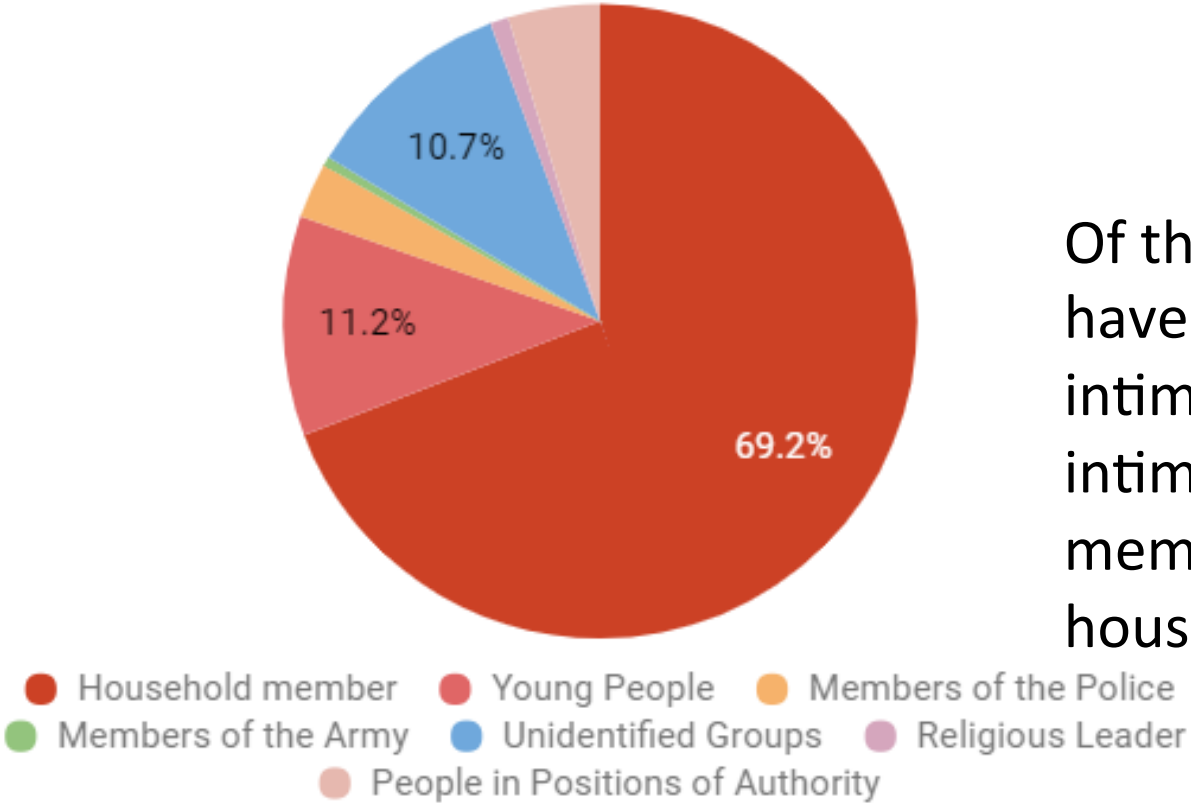
Intimidation (Women): May to Jul 17



40% of women surveyed have suffered from intimidation in the last seven days

Intimidated By

Cause of Intimidation (Women): May to July 17



Of those women who have suffered from intimidation 69% were intimidated by a member of their own household

Violence against women and girls
DOES FAITH MATTER?



Policy brief

☒ Faith groups are present in remote and conflict-affected communities that governments and other agencies struggle to reach.
Photo: Maggie Sandilands/Tearfund

Globally, one in three women have experienced physical or sexual violence in their lifetime.¹ Violence against women and girls (VAWG) is particularly endemic and hard to address in conflict-affected areas. Do local faith groups have a role to play in response?

This brief highlights key policy implications from Tearfund's research in Ituri Province, Democratic Republic of Congo (DRC).

Background

Violence against women and girls is a global human rights abuse, harming social and economic development. Sexual violence is a key and too often taboo aspect of

KEY MESSAGES

- Very high rates of intimate partner violence (IPV) need to be recognised and addressed in conflict-affected communities in DRC.
- Harmful gender norms that drive violence are often supported or condoned by religious beliefs, but this research shows that faith engagement² is also linked to reduced IPV.
- Faith leaders have unique reach and influence within conflict-affected communities, and a mandate to speak into these issues. If mobilised and equipped, they could play a key role in a more effective prevention and response to VAWG.






Research carried out across 15 communities in Ituri Province DRC

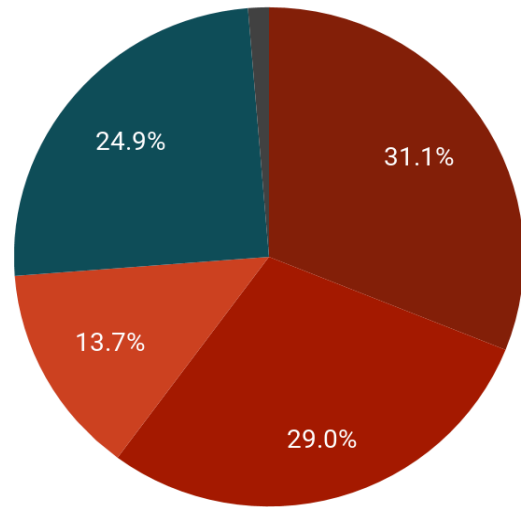
Key Messages:

- Very high rates of intimate partner violence (IPV) need to be recognised and addressed in conflict-affected communities in DRC.
- Harmful gender norms that drive violence are often supported or condoned by religious beliefs, but this research shows that faith engagement is also linked to reduced IPV.
- Faith leaders have unique reach and influence within conflict-affected communities, and a mandate to speak into these issues. If mobilised and equipped, they could play a key role in a more effective prevention and response to VAWG.

Drinking

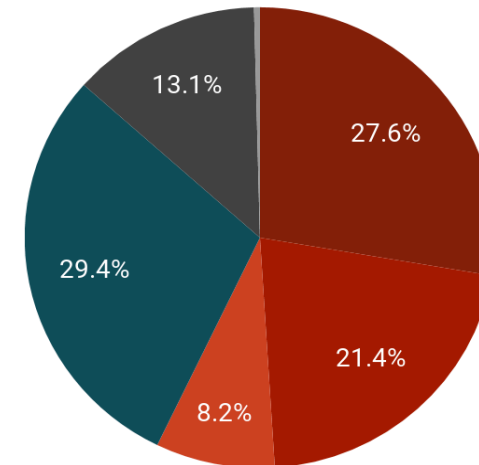
"In the last seven days have you personally seen people drunk during the day while it is still light?"

Drinking During the Day: May to July 2017



● Yes, many times ● Yes, a few times ● Yes, once ● No ● Prefer not to say

Drinking at Night: May to July 2017



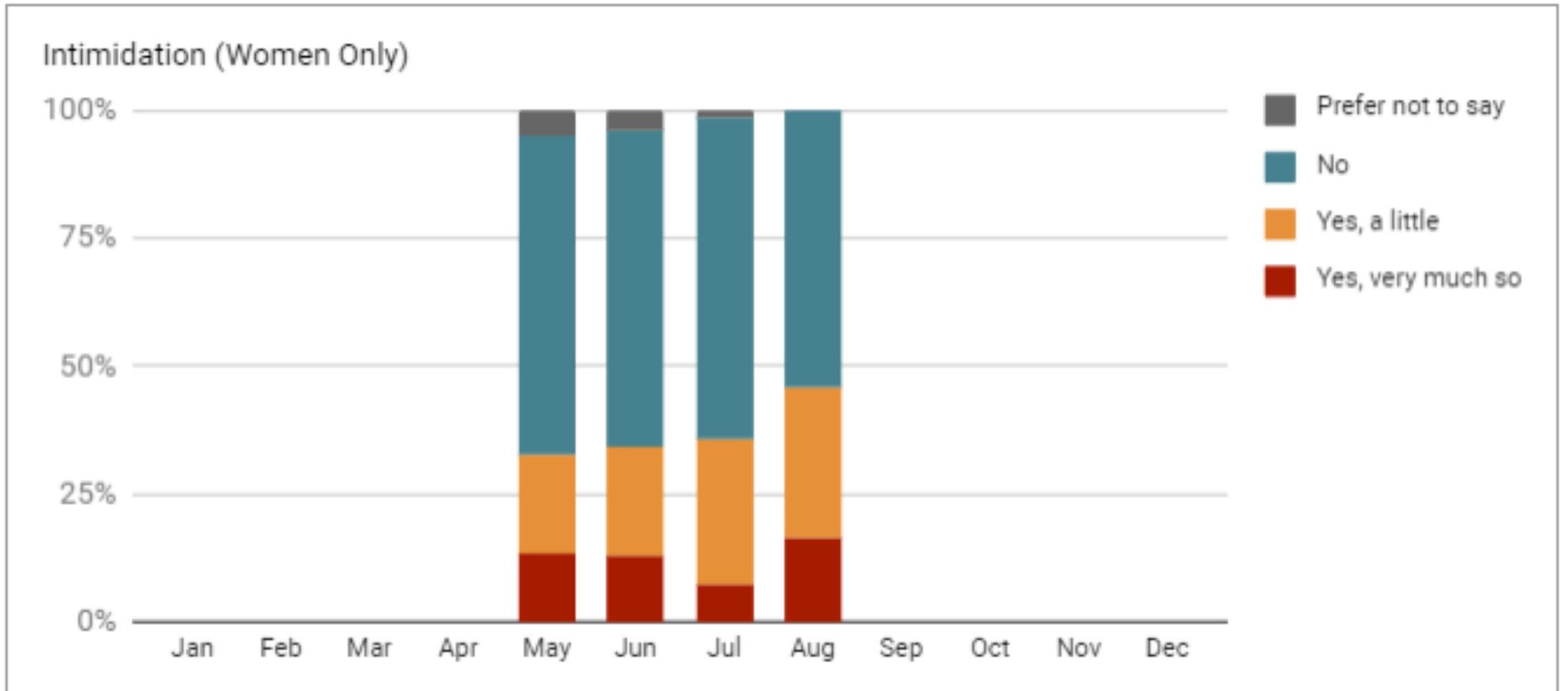
● Yes, many times ● Yes, a few times ● Yes, once ● No ● Don't go out after dark ● Prefer not to say

Levels of alcohol abuse appear high.
74% of those surveyed have seen people drunk during the daytime

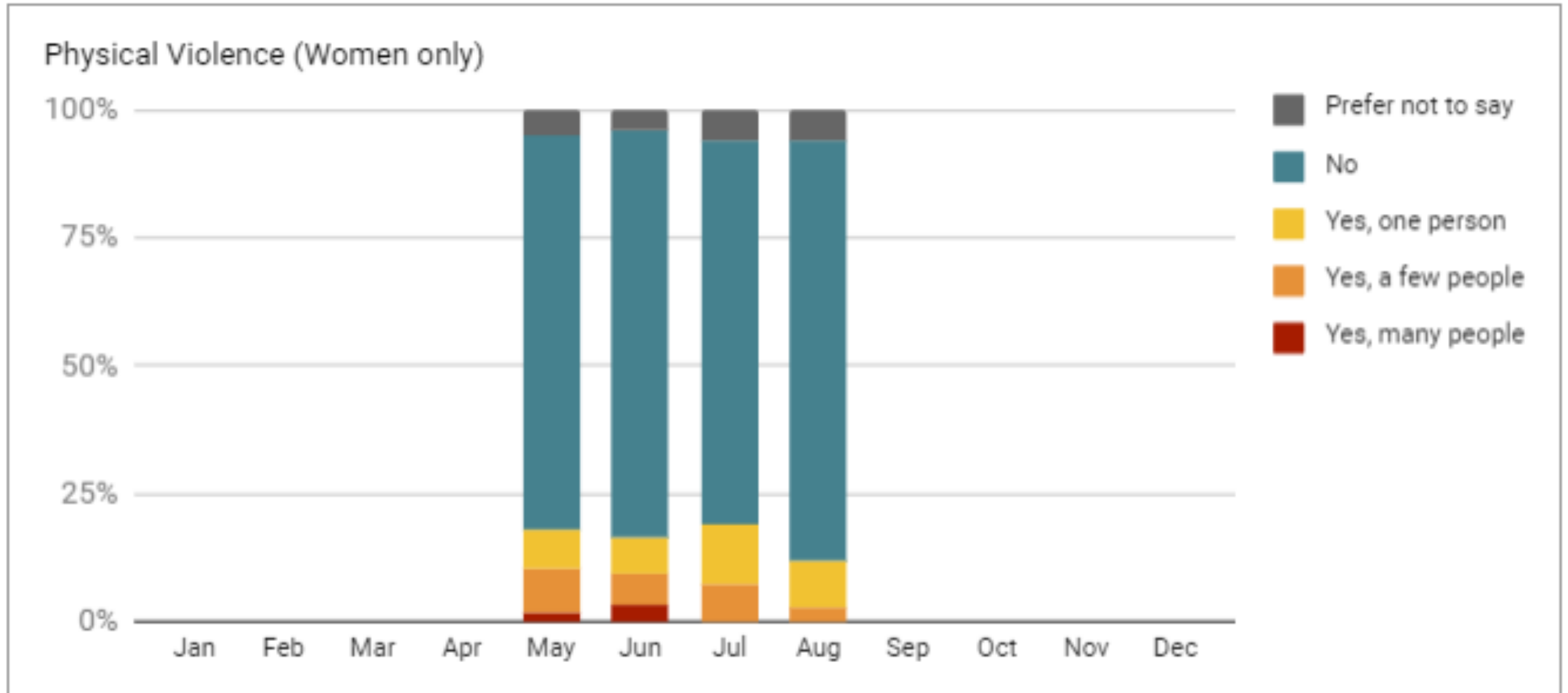


Personal Experiences

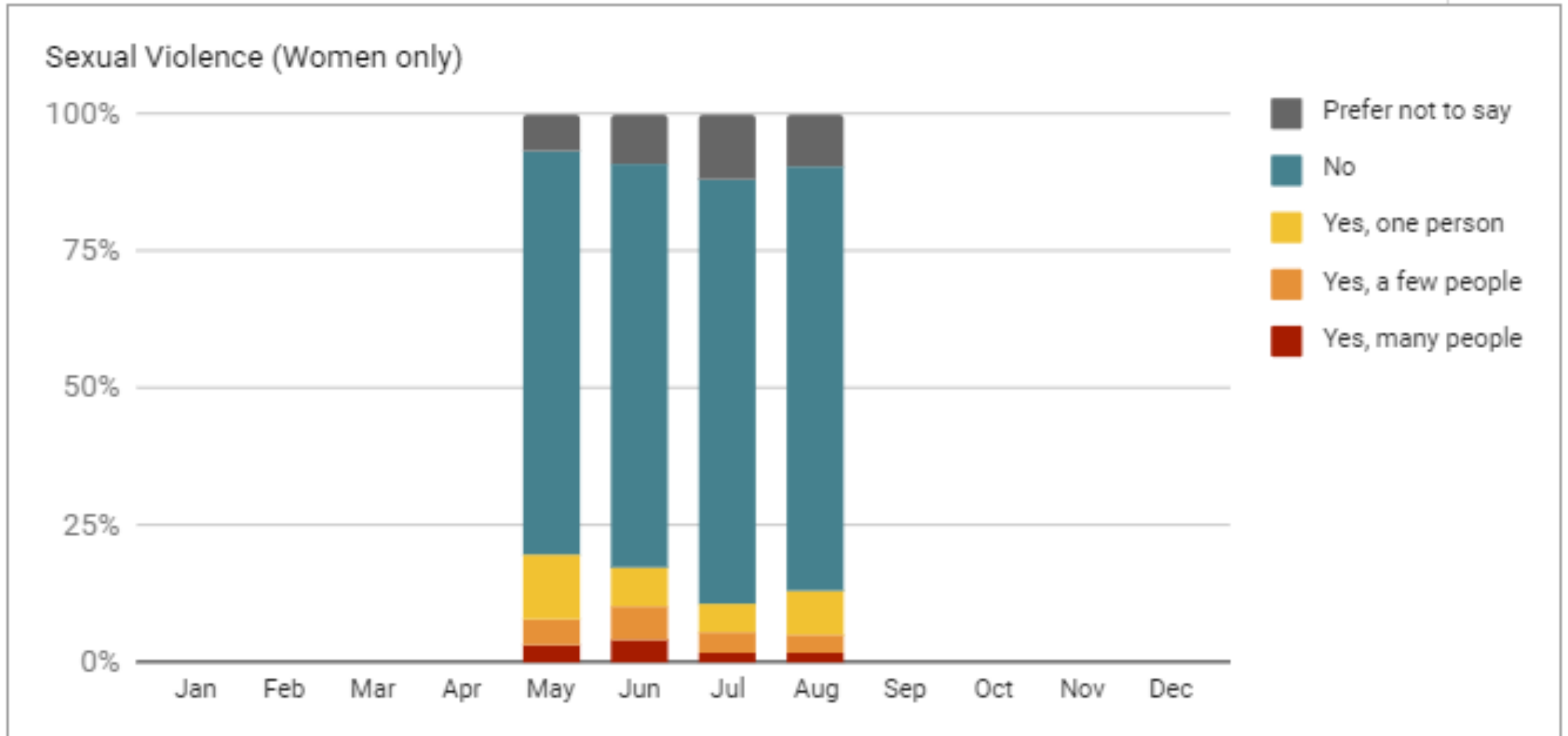
Intimidation



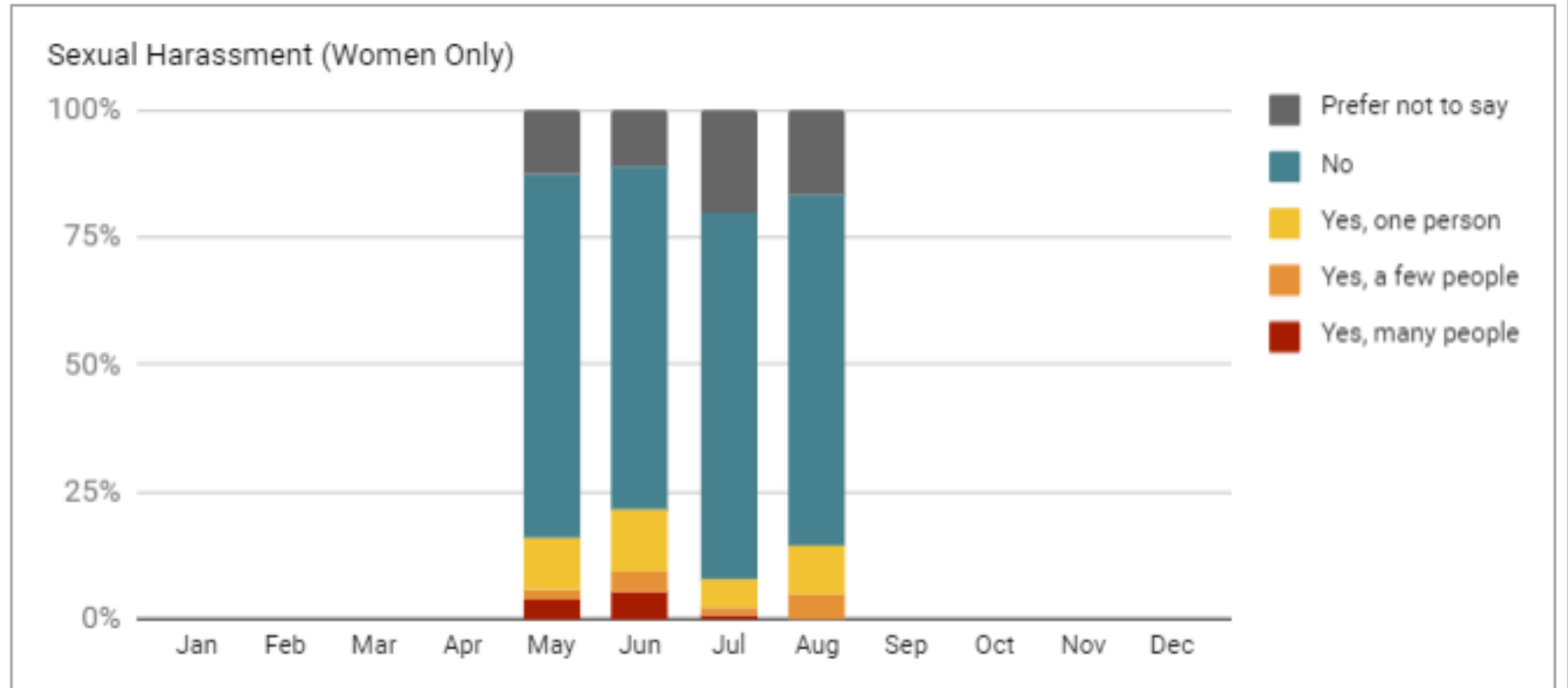
Physical Violence



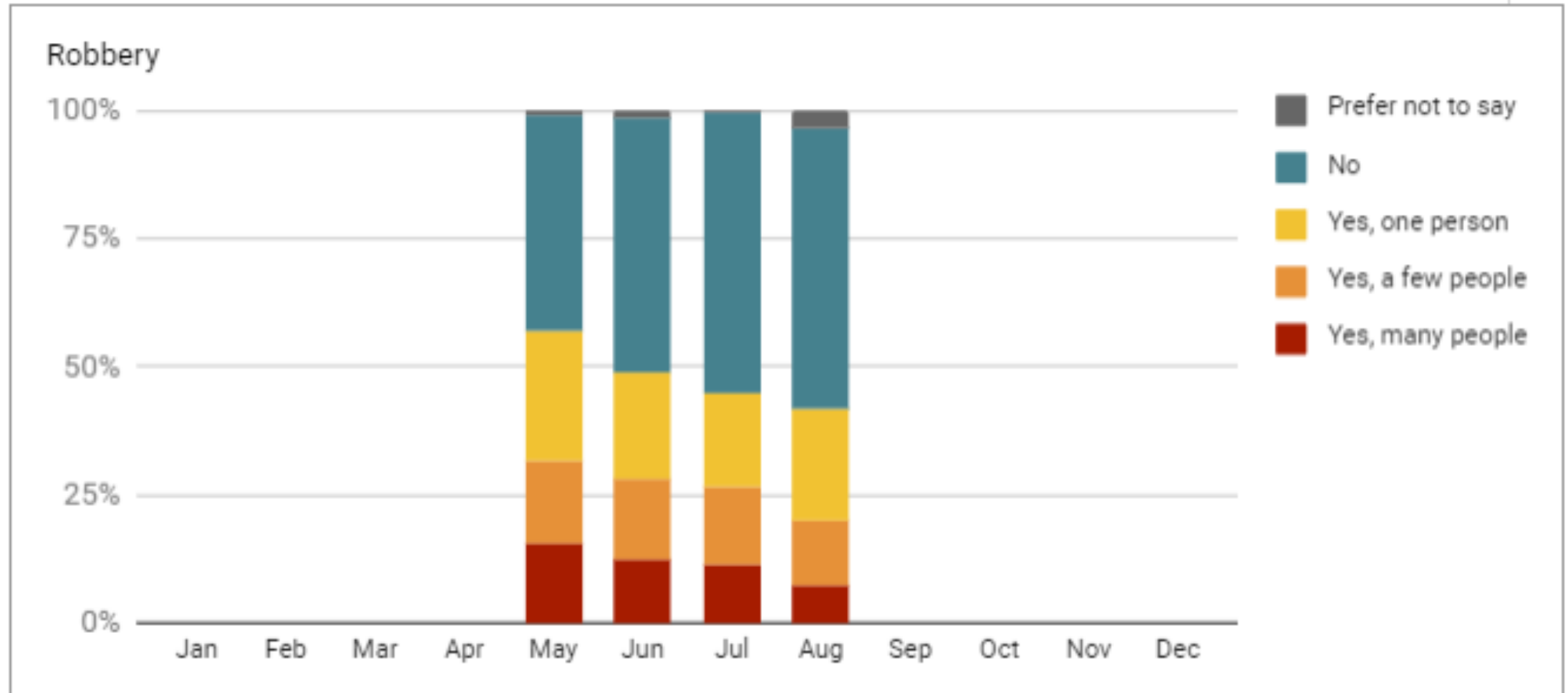
Sexual Violence



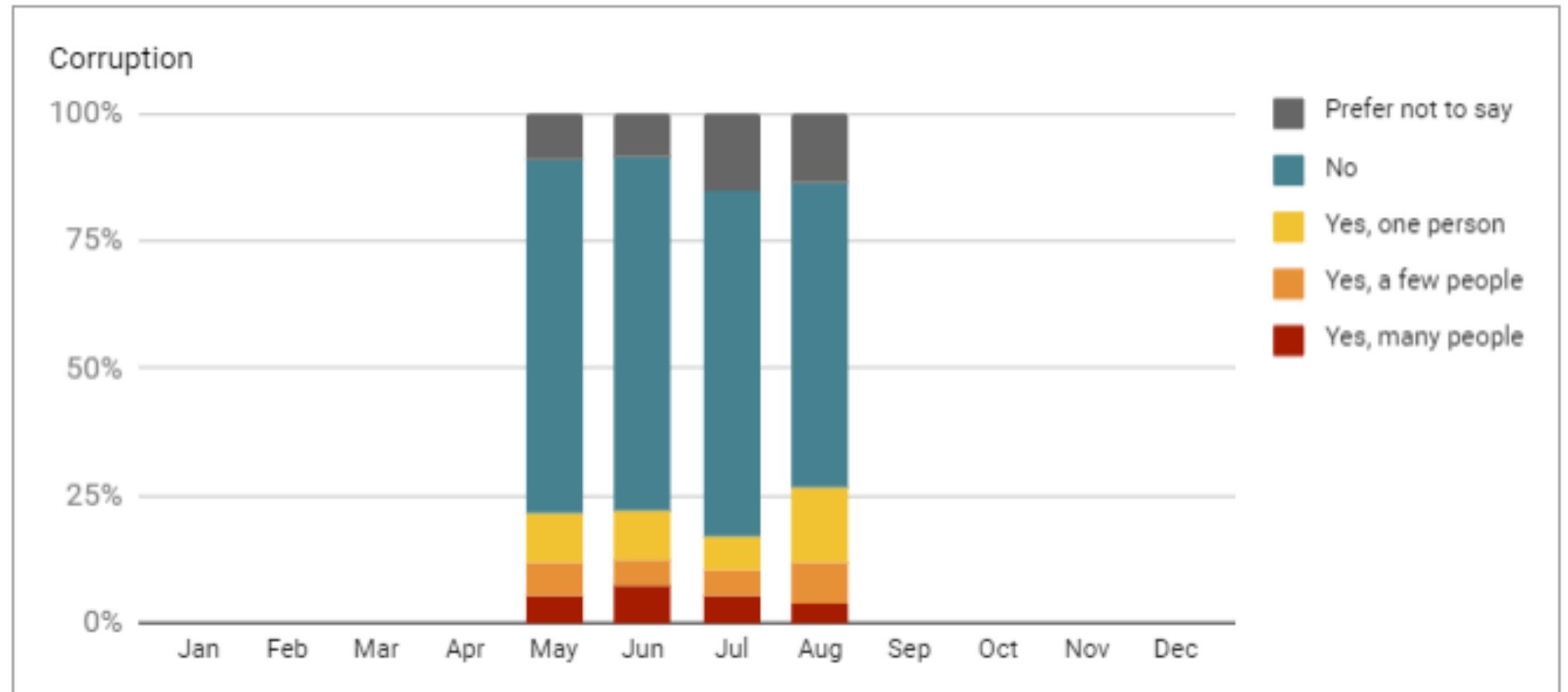
Sexual Harassment



Robbery



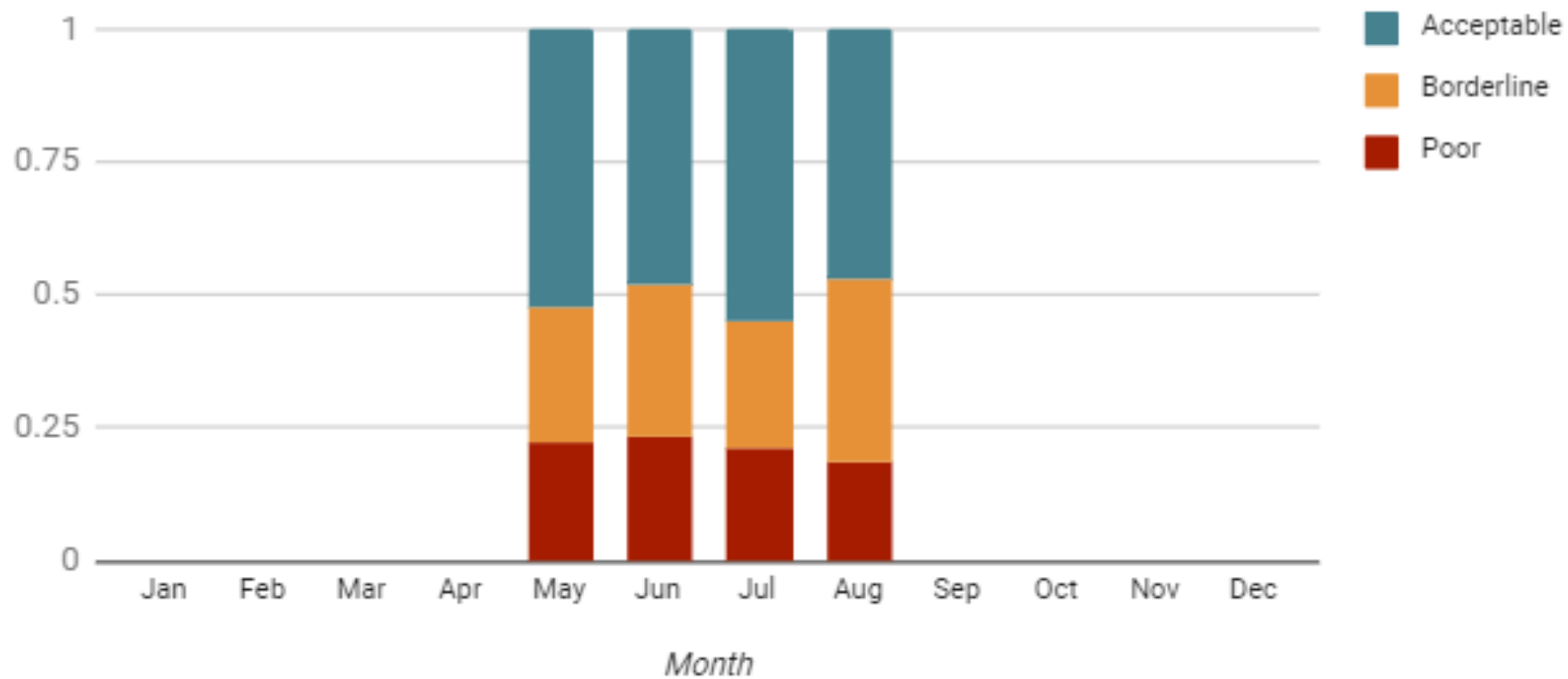
Corruption



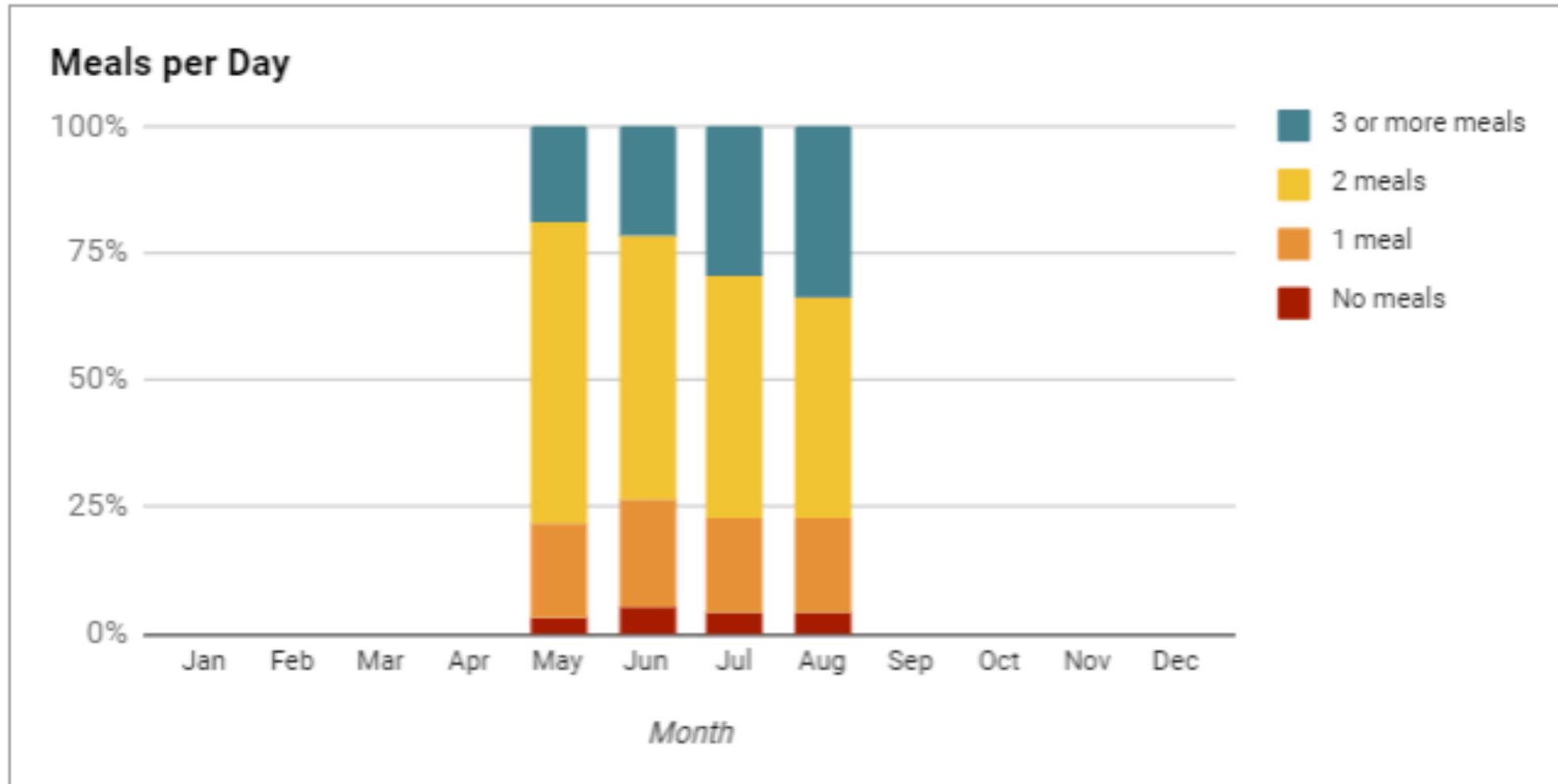


Food

Food Consumption Category



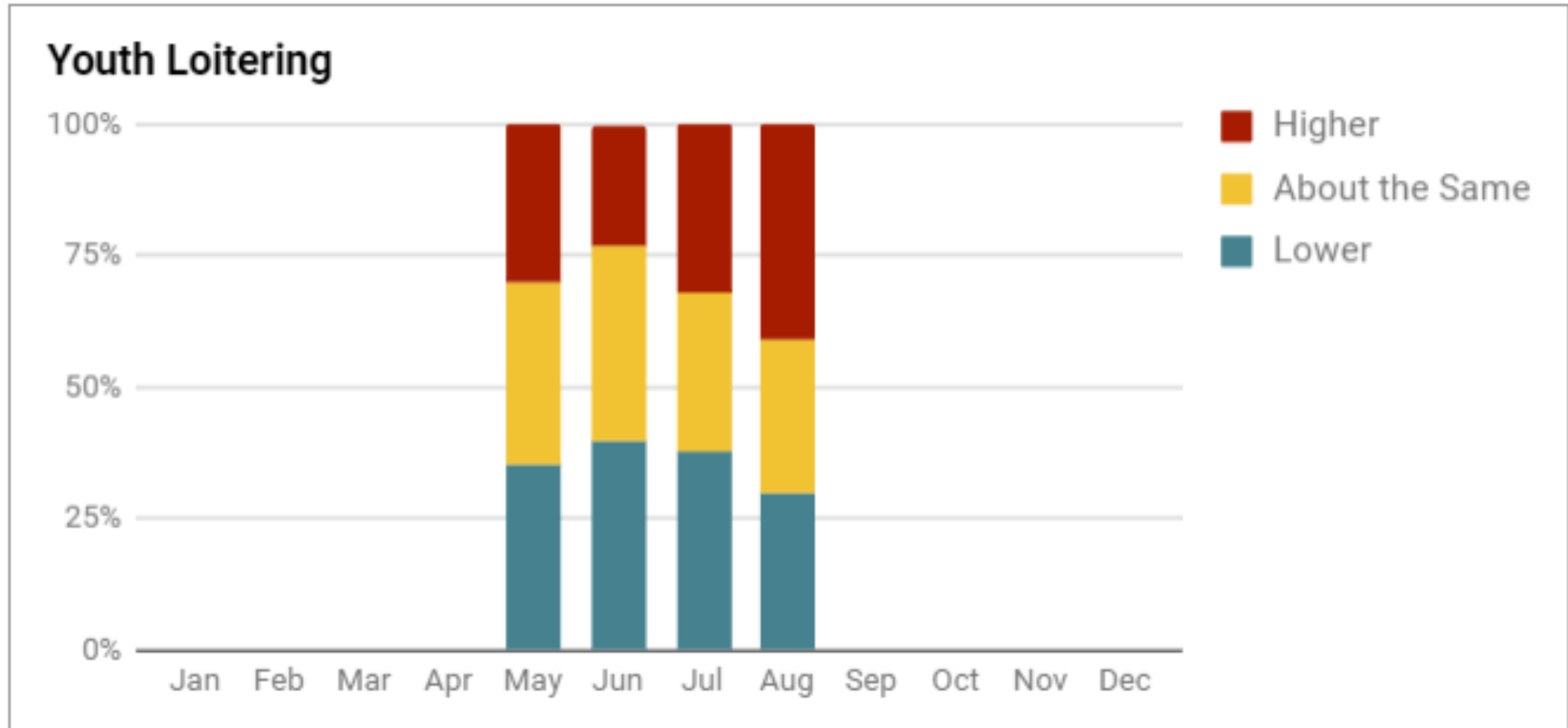
Meals per Day



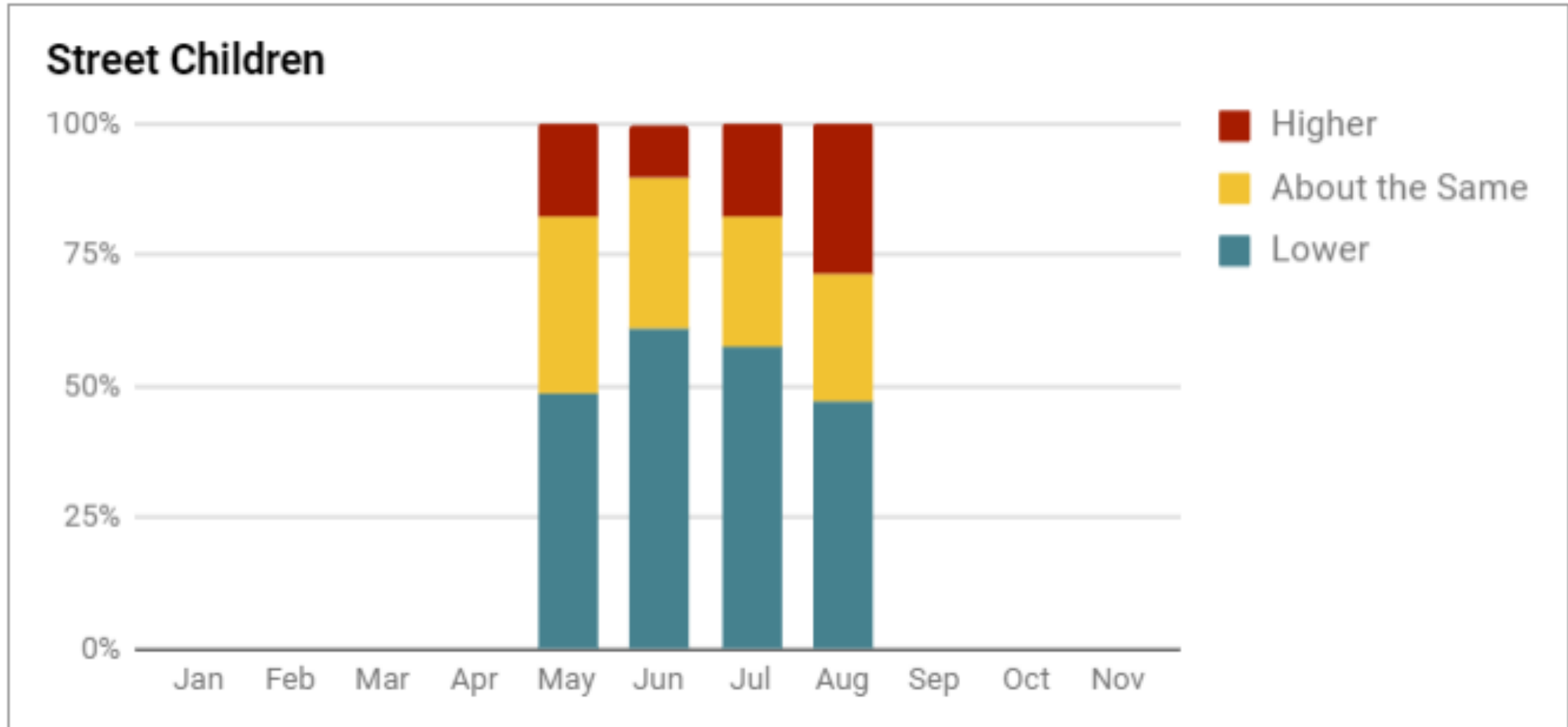


Security Indicators

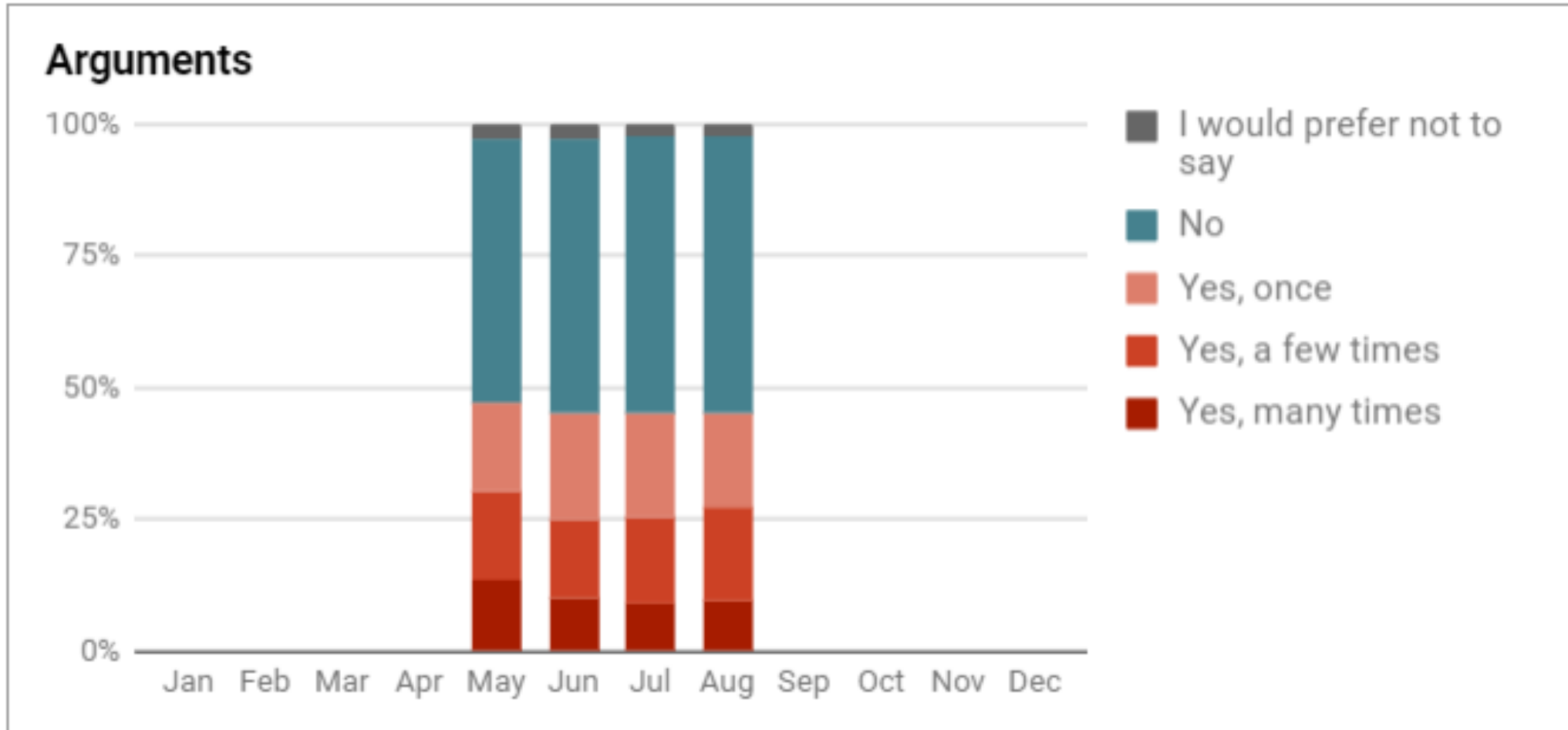
Youth Loitering



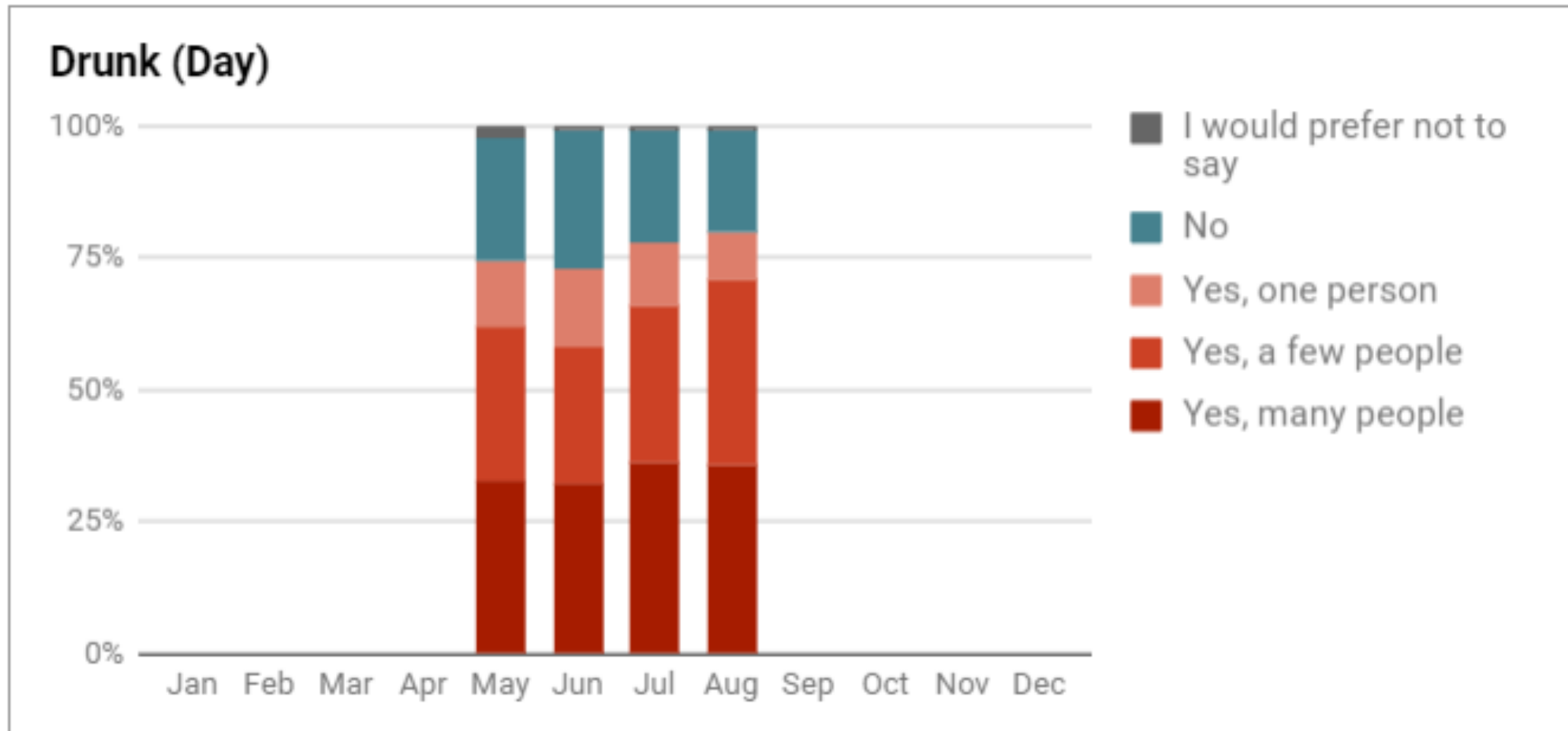
Street Children



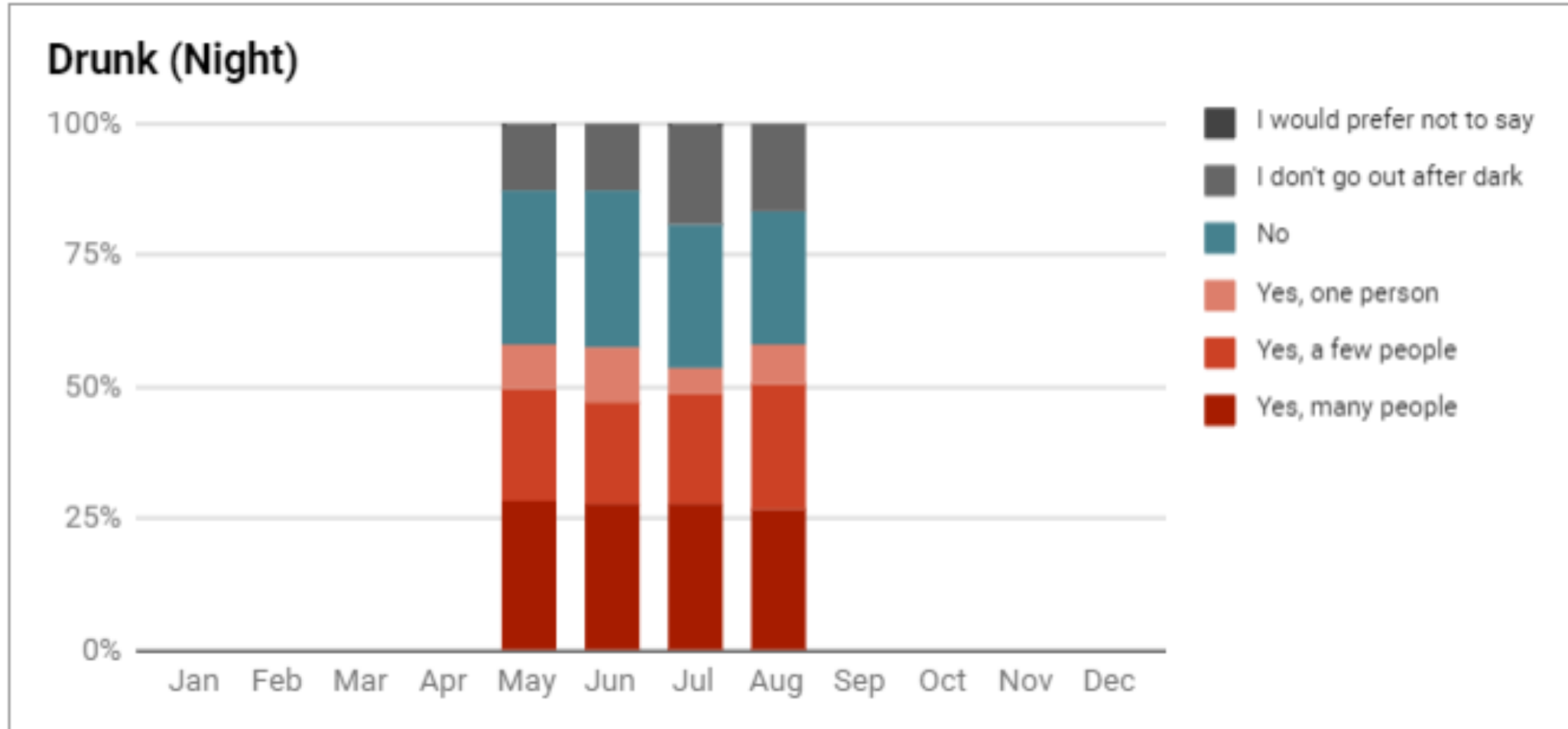
Arguments



Drunk During the Day



Drunk after Dark

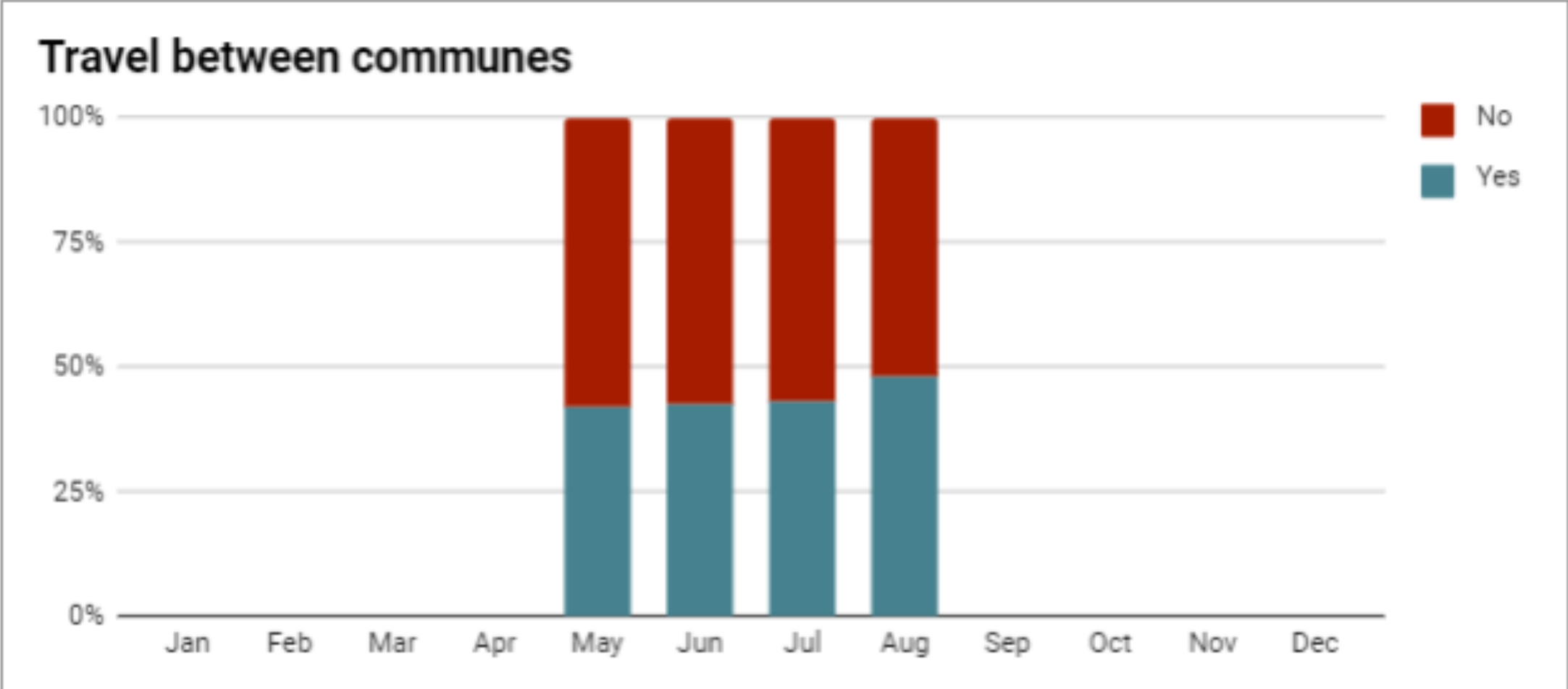




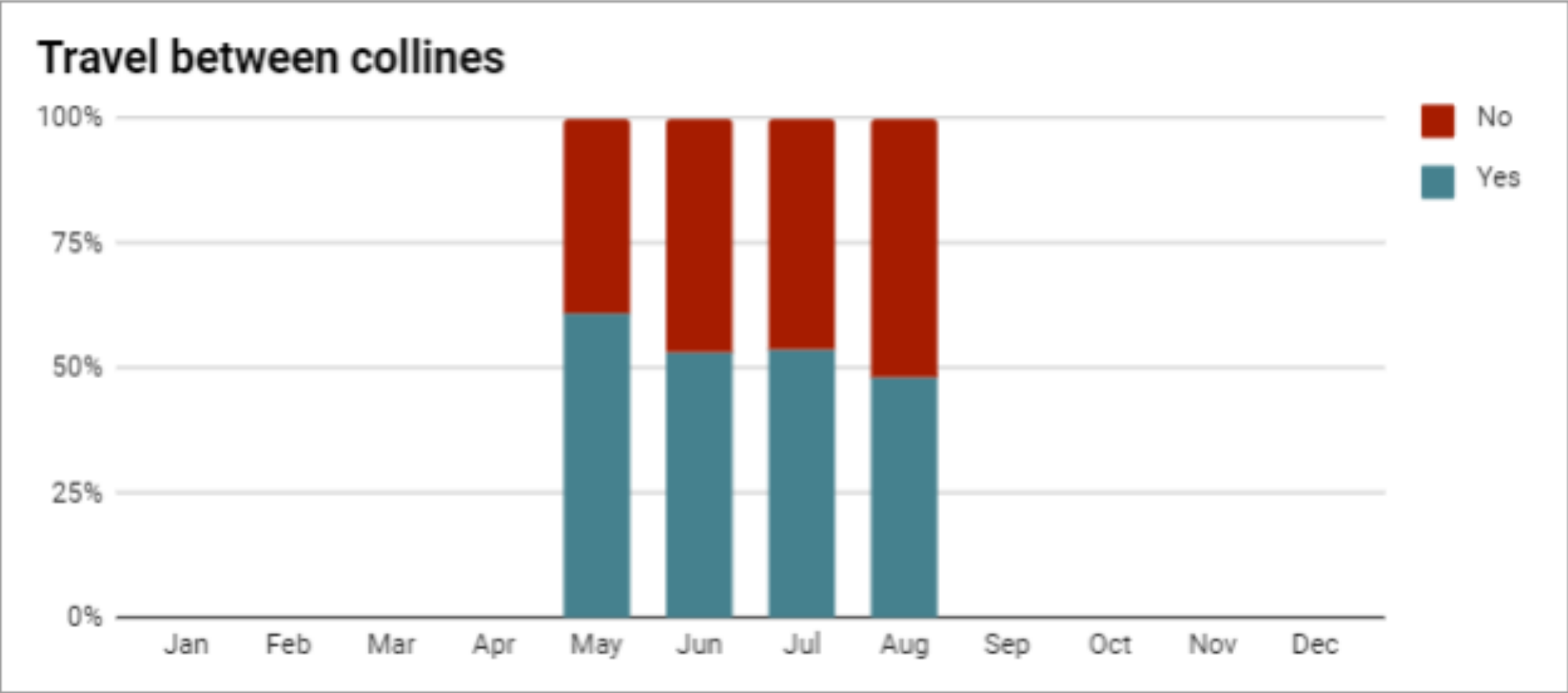
Travel

Travel

Travel Between Communes



Travel Between Collines



	Gatareni	Gicaca	Gihofi	Gisarenda	Gisisye	Kibinzi	Matana	Mugozi	Murago	Muyombwe	Ntaho	Nyamabuye	Nyavyamo	Rongero	Rutana
Security Now	1.2	2.0	-0.7	1.2	4.7	1.3	0.5	2.0	4.0	-0.8	1.6	0.2	1.5	2.8	1.4
Security Future	100%	98%	86%	87%	100%	96%	79%	97%	100%	88%	97%	73%	90%	97%	
Physical Violence	19%		26%	23%	8%	0%	38%	27%	9%	5%	51%	5%	5%	29%	10%
Sexual Violence	8%		8%	21%	3%	0%	22%	29%	1%	2%	39%	2%	14%	0%	2%
Sexual Harassment	7%		7%	15%	4%	0%	25%	34%	2%	3%	37%	2%	11%	0%	3%
Robbery	29%		49%	70%	61%	40%	78%	58%	89%	13%	72%	5%	48%	30%	28%
Corruption	1%		25%	53%	10%	0%	71%	46%	6%	7%	22%	2%	20%	0%	6%
< 2 meals per day	45%		5%	29%	26%	0%	16%	48%	5%	0%		21%	13%	20%	0%
FCS (Acceptable)	60%		36%	31%	66%	56%	65%	56%	68%	77%	15%	30%	73%	70%	69%
Loitering Youth	65%		53%	99%	84%	17%	91%	97%	22%	43%	61%	12%	88%	60%	80%
Street Children	26%		9%	49%	30%	6%	48%	45%	10%	12%	4%	0%	41%	30%	19%
Arguments	49%		53%	46%	41%	28%	47%	71%	40%	20%	87%	14%	49%	50%	30%
Drunk (Day)	62%		76%	92%	64%	44%	93%	75%	74%	57%	94%	75%	71%	70%	63%
Drunk (Night)	36%		75%	72%	35%	17%	87%	37%	31%	34%	62%	91%	24%	60%	65%
Travel (Colline)	52%		61%	29%	35%	60%	48%	32%	47%	26%	11%	12%	59%	70%	50%
Travel (Commune)	32%		36%	24%	40%	30%	29%	21%	39%	34%	11%	6%	30%	45%	28%

	Gatareni	Gicaca	Gihofi	Gisarenda	Gisisye	Kibinizi	Matana	Mugosi	Murago	Muyombwe	Ntaho	Nyamabuye	Nyavyamo	Rongero	Rutana
Security Now	1.2	2.0	-0.7	1.2	4.7	1.3	0.5	2.0	4.0	-0.8	1.6	0.2	1.5	2.8	1.4
Security Future	100%	98%	86%	87%	100%	96%	79%	97%	100%	88%	97%	73%	90%	97%	
Physical Violence	19%		26%	23%	8%	0%	38%	27%	9%	5%	51%	5%	5%	29%	10%
Sexual Violence	8%		8%	21%	3%	0%	22%	29%	1%	2%	39%	2%	14%	0%	2%
Sexual Harassment	7%		7%	15%	4%	0%	25%	34%	2%	3%	37%	2%	11%	0%	3%
Robbery	29%		49%	70%	61%	40%	78%	58%	89%	13%	72%	5%	48%	30%	28%
Corruption	1%		25%	53%	10%	0%	71%	46%	6%	7%	22%	2%	20%	0%	6%
< 2 meals per day	45%		5%	29%	26%	0%	16%	48%	5%	0%		21%	13%	20%	0%
FCS (Acceptable)	60%		36%	31%	66%	56%	65%	56%	68%	77%	15%	30%	73%	70%	69%
Loitering Youth	65%		53%	99%	84%	17%	91%	97%	22%	43%	61%	12%	88%	60%	80%
Street Children	26%		9%	49%	30%	6%	48%	45%	10%	12%	4%	0%	41%	30%	19%
Arguments	49%		53%	46%	41%	28%	47%	71%	40%	20%	87%	14%	49%	50%	30%
Drunk (Day)	62%		76%	92%	64%	44%	93%	75%	74%	57%	94%	75%	71%	70%	63%
Drunk (Night)	36%		75%	72%	35%	17%	87%	37%	31%	34%	62%	91%	24%	60%	65%
Travel (Colline)	52%		61%	29%	35%	60%	48%	32%	47%	26%	11%	12%	59%	70%	50%
Travel (Commune)	32%		36%	24%	40%	30%	29%	21%	39%	34%	11%	6%	30%	45%	28%

Survey Questions/Changes

Nimuyihe Komine ibi vyabereye mwo?	Which Commune does this survey refer to?
Ikicegeranyo cerekeye ububwiriza ubuhe?	Which parish does this response refer to?
Nimkumutumba uyuhe ibi vyabereye ko?	Which Colline does this survey refer to?
Vuga igitsina c'uwabajijwe	What is your gender?
Vuga imyaka y'uwabajijwe	What is your age group?
Ufatiye kubiharuro kuva kuri 0 gushika kuri 10 aho 0 bisigura kubangamirwa 10 nayo bigasigura kuba mumutekano ntangere; Nigute wokwrekana urugero rw'umutekano aho aho uherereye?	On a scale of 0 to 10 where 0 is dangerous and 10 is safe how would you score the safety of your community today?
Wibaza ko mukwezi kuza urugero rw'umutekano ruzoba rushimishije canke uzoba ubangamiwe canke atakizohinduka?	Compared to this time last month would say that the level of safety of your community is better, worse or about the same?
Wibaza ko mukwezi kuza urugero rw'umutekano ruzoba rushimishije canke uzoba ubangamiwe canke atakizohinduka?	Do you think that this time next month the level of safety of your community will be better, worse or about the same?
Mbe hoba hari imfungurwa mbumbarugo abantu bashora kugura mw' isoko?	Are basic food items available in the market for people to buy?
Ugereranije iki gihe no mukwezi guheze,ubona imfungurwa mbumbarugo ziboneka neza kw'isko, canke nico kimwe, canke vyarunyutse?	Compared to this time last month would you say that the availability of basic food items in the market is better, about the same or worse?
Mbe ubona ibiciro vy'ibifungurwa mbumbarugo bigendeka?	Are the prices of basic food items affordable?
Ugereranije iki gihe no mukwezi guheze, ubona ibiciro vy' ibifungurwa mbumbarugo kw'isoko vyaragabanutse, arico kimwe canke vyaraduze?	Compared to this time last month would you say that the cost of basic food items in the market is lower, about the same or higher?
ugereranije no mukwezi guheze wovuga ko igitigiri c'abana babahungu bama bicaye kumarigara ari gito kinini canke kidahinduka?	Compared to this time last month would you say that the number of young men loitering in the public square is lower, higher or about the same?
ugereranije no mukwezi guheze wovuga ko igitigiri c'abana baba bo mwibarabara ari gito, kinini canke kidahinduka?	Compared to this time last month would you say that the number of children living on the street is lower, higher or about the same?

ugereraniye no mukwezi guheze wovuga ko igitigiri c'abana babahungu bama bicaye kumarigara ari gito kinini canke kidahinduka?	Compared to this time last month would you say that the number of young men loitering in the public square is lower, higher or about the same?
ugereraniye no mukwezi guheze wovuga ko igitigiri c'abana baba bo mwibarabara ari gito, kinini canke kidahinduka?	Compared to this time last month would you say that the number of children living on the street is lower, higher or about the same?
Have there been any political rallies or demonstrations within the colline during the last seven days?	Have there been any political rallies or demonstrations within the colline during the last seven days?
Hari aho woba uzi umuntu yoba yarakubaguwemuminsi indwi iheze nko gukubitwa n'uwundi(harimwo n'uw babana munzu)	Do you personally know someone who has suffered physical violence in the last seven days such as being hit or beaten by someone? (Including by someone in their household)
Hari aho woba uzi umuntu yoba yarafashwe kunguvu canke agategekwa kugira amabanga mpuza bitsina atamwunvikano uhabaye(hari mwo n'uwo babana munzu)	Do you personally know someone who has suffered sexual violence in the last seven days such as being forced to conduct a sexual act against their will (Including by someone in their household)
Hari aho woba uzi umuntu yoba yarakozwe kubimba vy'irondoka atamwunvikano uhabaye munsu indwi iheze (harimwo n'uwo bubakanye)	Do you personally know someone who has been touched or groped inappropriately without their consent in the last 7 days (Including by someone in their household)
Hari aho woba uzi umuntu yibwe muminsi indwi iheze	Do you personally know someone who has been robbed in the last 7 days?
Hari aho woba uzi umuntu yababajwe nigiturire muminsi indwi iheze nko gutegekwa gutanga igiturire canke kugisaba.	Do you personally know someone who has suffered extortion in the last 7 days such as being forced to pay a bribe or toll?
Hari aho woba warabonye muminsi indwi iheze umuntu yirukanywe n'uwo bubakanye agasubira kubana n'abavyeyi aho uherereye?	Do you personally know someone in your community who has returned from their spouse or partner's compound to live in their parent's compound in the last 7 days?
Hari aho woba warabonye muninsi indwi iheze umuntu yirukanywe n'abavyeyi biwe agategerezwa kuja kuba ahandi.	Do you personally know someone in your community who has been thrown out of their parent's compound in the last 7 days and had to find somewhere else to live?
Hari aho woba uzi umuntu yimutse ava aho uherereye munsu indwi iheze kubera umutekano muke?	Do you personally know someone in your community who has moved away from the area in the last 7 days because they do not feel safe?
Hari aho woba uzi umuntu yimukiye aho uherereye munis indwi iheze kubera aho yahora hari umutekano muke muminsi indwi	Do you personally know someone in your community who has moved into the area in the last 7 days because they did not feel safe where they were living before?
Woba warafashe urugendo uja kuwundi mutumba muminsi ndwi iheze?	Have you personally travelled to another colline during the last 7 days?
Niwaba waratembereye wovuga igituma c'urwo rugendo?	If yes, what was the main reason for your trip?
Tomora	Please specify
Woba warafashe urugendo uja muyindi commune muminsi indwi iheze?	Have you personally travelled to another commune during the last 7 days?
Niwaba waratembereye, wovuga invo y'urwo rugendo?	What was the main reason for your trip?
Tomora	Please specify

Analysis

- How best to share with you?
 - What works best?
- Access from phone (link on whats app)
 - 24 hours
 - Google sheets

- Move position of NR

Burundi Early Warning and Response System Umugambi wo Kuburiranira no Gutabarana mu Burundi

Murahawe ikaze kurubuga rw'Umugambi wo Kuburiranira no Gutabarana mu Burundi. Ururubuga ruriko amakuru yatohojwe kumitumba 15 yo muntara za Bururi na Rutana. Amakuru atohozwa mu matohoza akorwa mu kiringo c'Indwi n'Ukwezi, n'ivyegeranyo bivuye muntonde kanaka z'ibibazo. Ivyegeranyo vyo mundwi biva mubantu 180, 90 muri bo ni abagabo, abandi 90 ni abakenyezi. Ivyegeranyo vyo mukwezi bigizwe n'impuvanyafunyo yatanze kandi ikana sesangurwa n'abagize umugwi ujejwe Umugambi wo Kuburiranira no Gutabarana kumitumba, mububwiriza, no kwikomine.

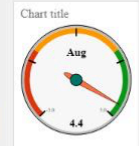
Amakuru ahari yatohojwe muntumba 15 yose, kububwiriza, no kugiti c'ukuntu umwe umwe kurugero rwo kumitumba.

Welcome to the Burundi Early Warning and Response System data site. This displays data collected from 15 collines across Bururi and Rutana provinces. Data is collected through a mix of weekly and monthly surveys, questionnaires and reports. Specific incident reports are also included. The weekly surveys are drawn from 180 people, 90 male and 90 female each week. Monthly reports summarise the data reported and discussed at regular colline, parish and commune early warning and response forums.

The data is available aggregated across the 15 collines as a whole, at parish level and at individual colline level.



Uko abantu babona umutekano mukarere kose muri rusangi
Current perception of security for the region as a whole



Survey Details

